



District Report Card: 2017


State: Jharkhand	District: Dhanbad
Class: 8	Subject: Language
Schools: 49	Students: 1329


Participation/Coverage


Students

GENDER 	Boys		Girls	
	Number	%	Number	%
	650	48.91	679	51.09

AREA 	Rural		Urban	
	Number	%	Number	%
	961	72.31	368	27.69

CATEGORY 	SC		ST		OBC		GEN	
	Number	%	Number	%	Number	%	Number	%
	215	16.18	192	14.45	846	63.66	76	5.72

CWSN 	LD	VI	HI	S&LD	ID	Oth
	1	2	5	4	2	1

Management 	Government		Government-aided	
	Number	%	Number	%
	1243	93.53	86	6.47

Average Performance of Students in Language (%)

Overall	Gender		Area		Management		Social Group			
	Male	Female	Rural	Urban	Govt.	Aided	SC	ST	OBC	GEN
67.23	66.10	68.32	66.62	68.84	67.30	66.28	61.49	69.10	67.90	71.32

Performance on Learning Outcomes (LOs)

Learning Outcomes	Description	Average Performance(%)
L813	Read textual/non-textual materials with comprehension and identifies the details, characters, main idea and sequence of ideas and events while reading	67.23

Range of Performance of Students who Answered Correctly							
Below 30%		30% - 50%		50% - 75%		Above 75%	
Number	%	Number	%	Number	%	Number	%
69	5.19	202	15.20	557	41.91	501	37.70

Lowest Performing Learning Outcomes (LOs)

1 - Read textual/non-textual materials with comprehension and identifies the details, characters, main idea and sequence of ideas and events while reading (67.23)